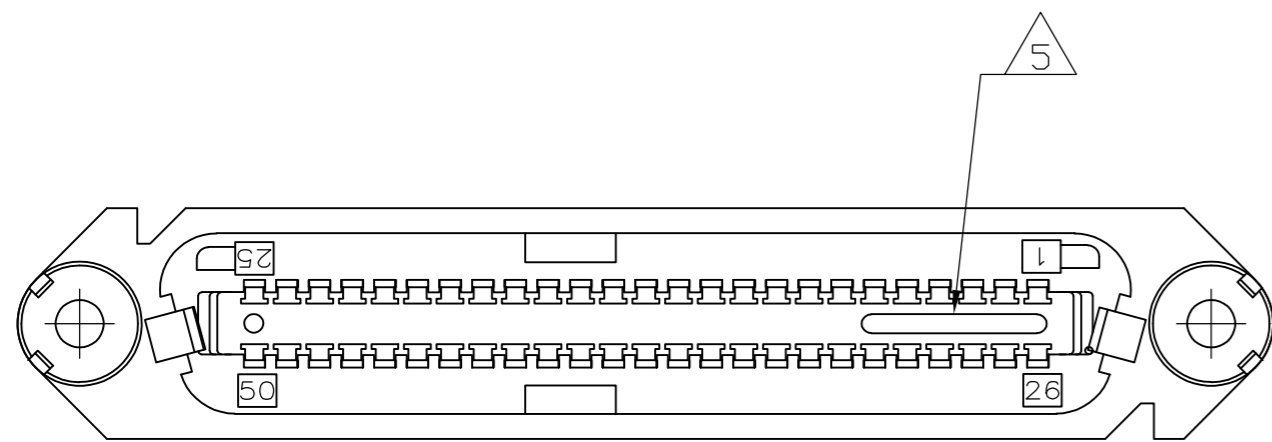
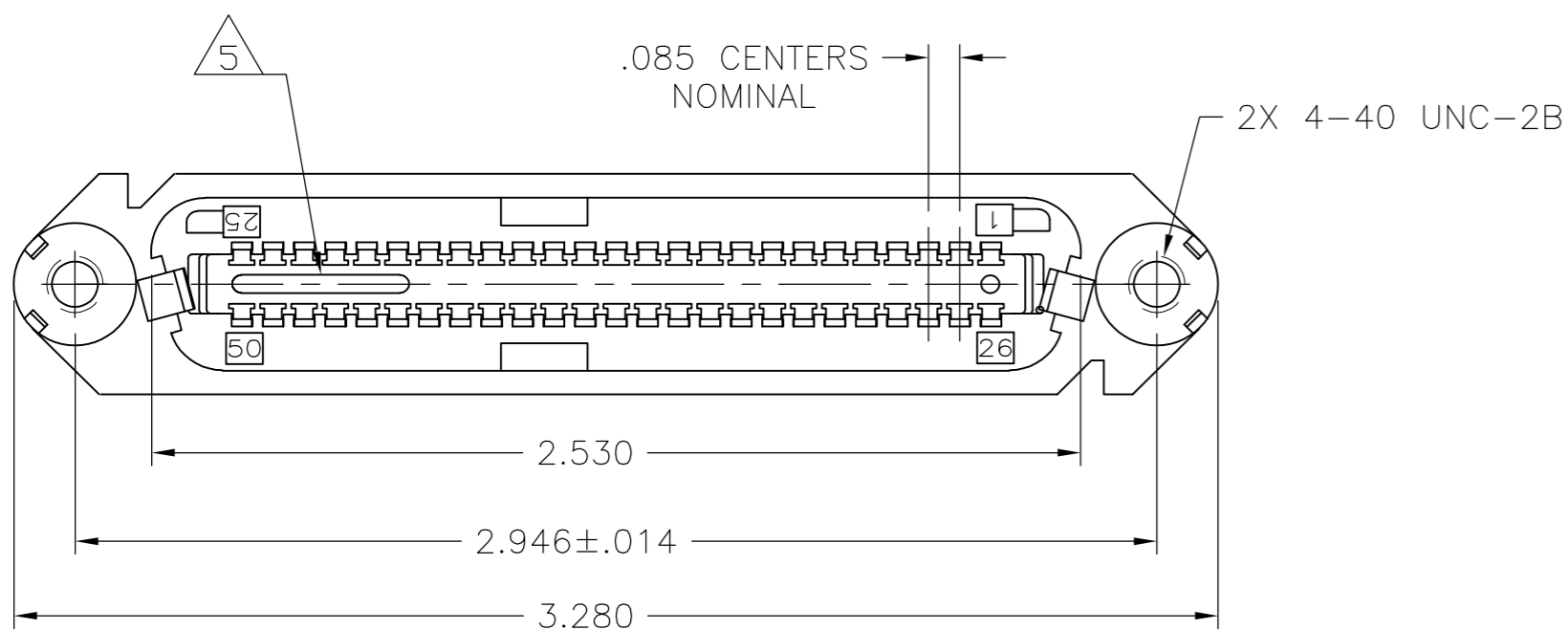
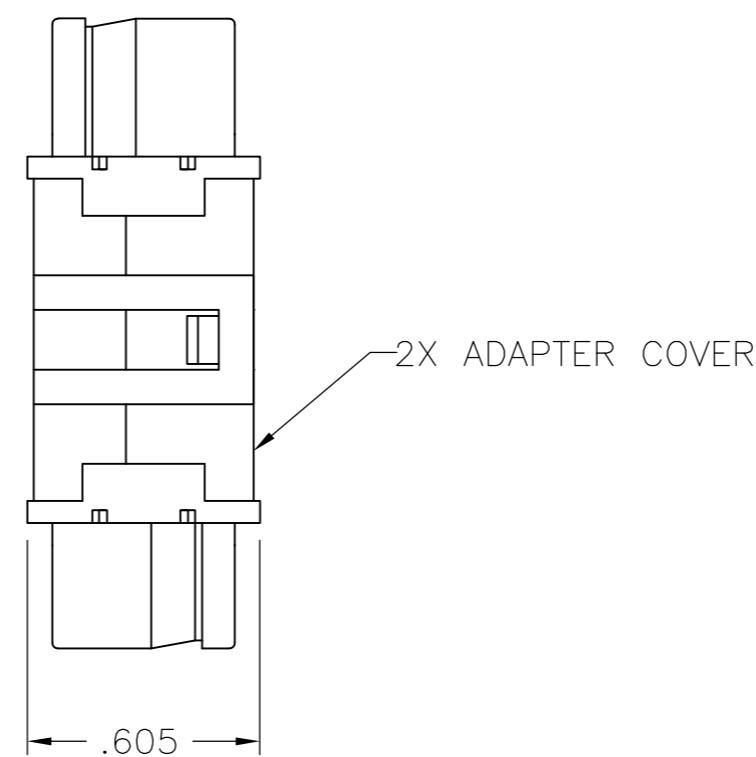
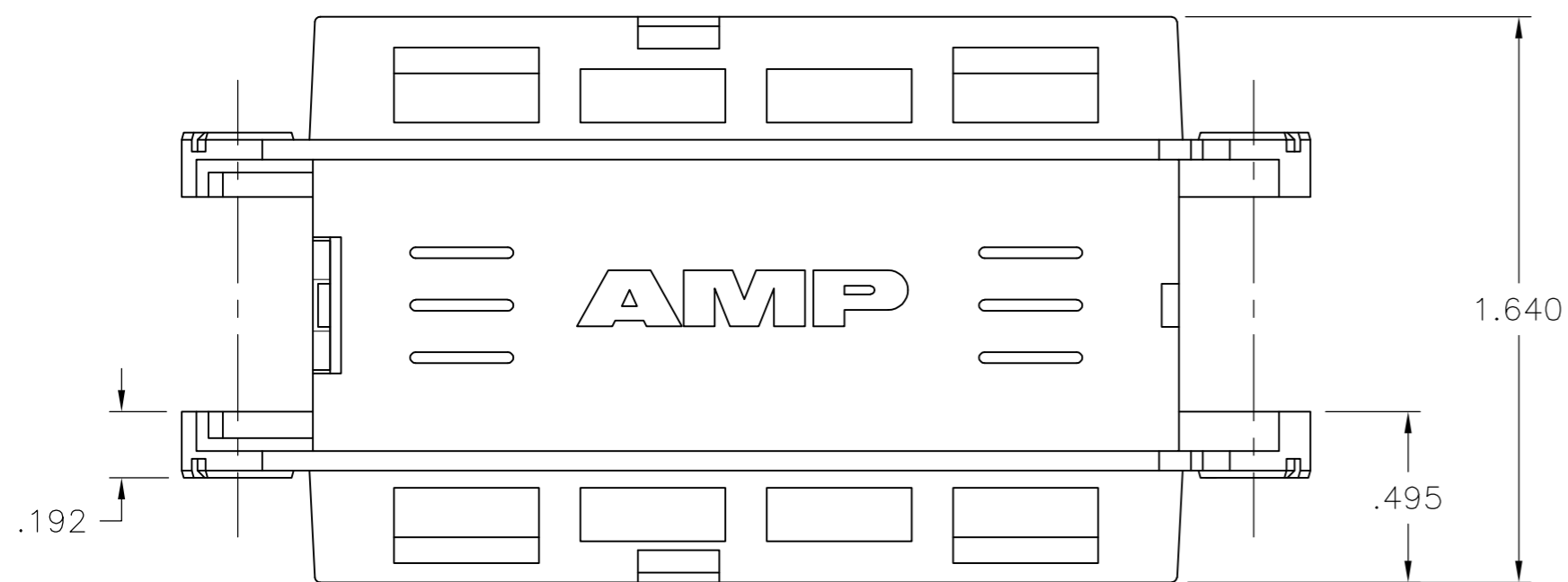


THIS DRAWING IS UNPUBLISHED. RELEASED FOR PUBLICATION  
 © COPYRIGHT BY TYCO ELECTRONICS CORPORATION. ALL RIGHTS RESERVED.

LOC	DIST	REVISIONS			
P	LTR	DESCRIPTION	DATE	DWN	APVD
GP	00	B	REVISED PER ECO-08-007327	02OCT08	BM WM



1. LIKE NUMBERED CONTACTS ON BOTH CONNECTORS ARE ELECTRICALLY COMMON.
2. THE CONTACT SURFACES OF THE TERMINALS ARE COATED WITH LUBRICANT.
3. MATERIAL:  
 HOUSING & COVERS: POLYOHENYLENE, BLACK.  
 TERMINAL - HIGH STRENGTH COPPER ALLOY PLATED WITH EITHER .000030 MIN GOLD OR GOLD FLASH OVER PALLADIUM NICKEL PLATE, .000030 MIN TOTAL ON MATING SURFACE. .000050 MIN NICKEL UNDERPLATE OVER ENTIRE TERMINAL.  
 HARDWARE; ZINC PLATED STEEL.
4. ALL DIMENSIONS ARE MAXIMUM UNLESS OTHERWISE SPECIFIED.
5. CORING MAY OR MAY NOT APPEAR AND IS AT THE DISCRETION OF TYCO ELCETRONICS.



ONE KIT PER POLY BAG	WITHOUT J HOOK AND HARDWARE	5554875-2
PACKAGING	DESCRIPTION	PART NUMBER

THIS DRAWING IS A CONTROLLED DOCUMENT.		DWN B. MCMASTER	26OCT05	Tyco Electronics Corporation Harrisburg, PA 17105-3608
DIMENSIONS: INCHES		CHK W. MILLHIMES	26OCT05	
TOLERANCES UNLESS OTHERWISE SPECIFIED:		APVD W. MILLHIMES	26OCT05	
0 PLC ± - 1 PLC ± - 2 PLC ± - 3 PLC ± - 4 PLC ± - ANGLES ± - FINISH		PRODUCT SPEC -	APPLICATION SPEC -	
MATERIAL		WEIGHT	-	NAME RCPT KIT, GENDER MENDER, 50 POSN, CHAMP-LOK
		SIZE	A2	RESTRICTED TO
		CAGE CODE	00779	
		DRAWING NO	C=5554875	
CUSTOMER DRAWING		SCALE	2:1	
		SHEET	1 of 1	
		REV	B	